



PowerSchool

AN INTRODUCTION FOR PARENTS

PowerSchool – What It Is and Is Not!

- ▶ PowerSchool is...
 - ▶ A view into the teacher's gradebook.
 - ▶ A way to monitor the results of past work completion.
 - ▶ An opportunity to talk with your children about their progress in school.
- ▶ PowerSchool is not...
 - ▶ An organizational tool.
 - ▶ A proactive device to help with work completion.
 - ▶ Schoology, Google Classroom, or an Agenda book.

Understanding Information in PowerSchool.

- ▶ Current Grades.
 - ▶ Early in the marking period vs. later in the marking period.
- ▶ Assignment information.
- ▶ Teacher comments.
- ▶ Contacting teachers.

How Use PowerSchool to Enhance Student Development

- ▶ Review grades with your child.
- ▶ Parents - Review grades once a week.
- ▶ Students – Regularly review grades.
- ▶ Understand the development of grades.
 - ▶ Early grades present a limited picture of development.
 - ▶ Grades observed later in a marking period are closer to complete.

How to Respond to Information Learned.

- ▶ Student should be encouraged to see teachers with questions.
 - ▶ Parents might email teachers that the student has a question.
- ▶ Student should see school counselor for advice or support planning.
 - ▶ Parents might contact school counselor to see student.
 - ▶ Parent might contact the school counselor for support planning meeting with student.
- ▶ Student might attend after-school support session or homework club.
- ▶ Parent might request student to get a signed copy of Portal Information when the student says they have done it.

Getting Started:

- ▶ Go to our website <https://wolcott.cttech.org/>

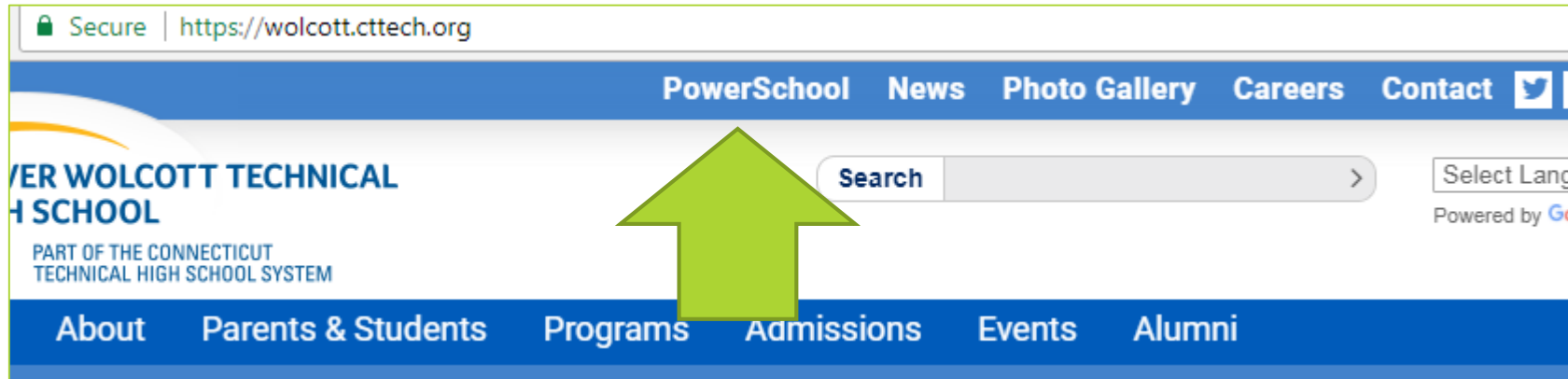


The screenshot shows the homepage of the Oliver Wolcott Technical High School website. The browser address bar displays "Secure | https://wolcott.cttech.org". The navigation menu includes "PowerSchool", "News", "Photo Gallery", "Careers", and "Contact", along with social media icons for Twitter, Facebook, YouTube, and Instagram. The school's logo, "OLIVER WOLCOTT TECHNICAL HIGH SCHOOL", is prominently displayed, along with the text "PART OF THE CONNECTICUT TECHNICAL HIGH SCHOOL SYSTEM". A search bar and a "Select Language" dropdown menu are also visible. The main content area features two featured announcements: "OWTS Open House" with a red apple graphic and text about an open house on November 16th, and "2017 OWTS Golf Tournament" with a photo of people on a golf course and text stating the tournament has been rescheduled for July 30. A "Learn more" link is provided for the tournament. The page is powered by Google Translate.

Getting Started (Step 2):

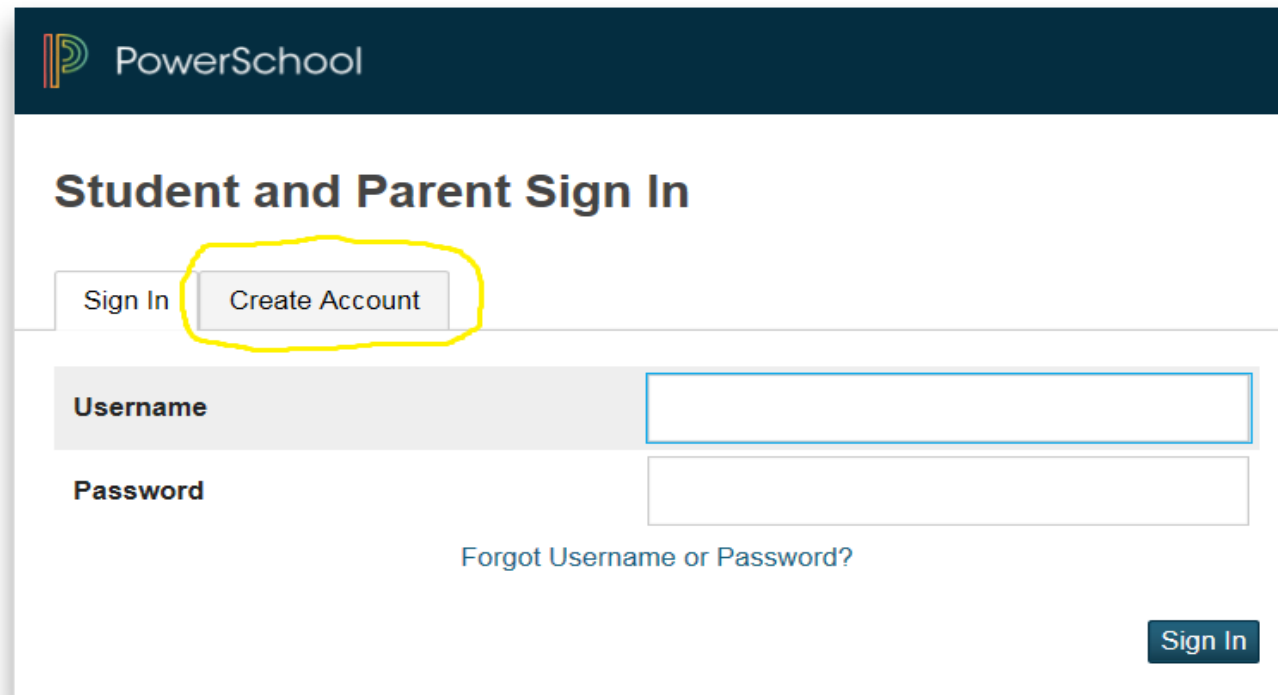
- ▶ Click the PowerSchool Tab at the top of the home page

▶ :



Getting Started (Step 3):

- ▶ Select the Create an Account option.



The screenshot shows the PowerSchool login interface. At the top left is the PowerSchool logo. Below it is the heading "Student and Parent Sign In". There are two buttons: "Sign In" and "Create Account". The "Create Account" button is circled in yellow. Below the buttons are two input fields: "Username" and "Password". At the bottom right, there is a "Sign In" button. A link "Forgot Username or Password?" is located below the password field.

Getting Started (Step 3 cont.):

PowerSchool

Student and Parent Sign In

Sign In Create Account


Username

Password

[Forgot Username or Password?](#)

Sign In

Copyright © 2005-2016 PowerSchool Group LLC and/or its affiliate(s). All rights reserved.
All trademarks are either owned or licensed by PowerSchool Group LLC and/or its affiliates.



Getting Started (Step 4):

- ▶ Follow the directions of the information paper that was sent to you earlier in the school year.
 - ▶ Letters were mailed to all parents with account log on information
 - ▶ Please contact the counseling office if you require another copy of this information.

If it's **HIGHLIGHTED**, CLICK IT!

- ▶ Click the Teacher's Name to Email
- ▶ Click the Grade to learn more information

0(A-E)	-	-	-	-															Homeroom Derhak, Adrian - Rm: B015	[i] [
1(A-E) 2(B)	-	-	-	-															General Science 9 Derhak, Adrian - Rm: B015	84 [
2(A,E) 3(E) 7(B-D)	-	-	-	-															Math Grade 9 Richardson, Vera - Rm: F152	[i] [
2(D) 3(A-C) 4(C) 5(E)	-	-	-	-															World History Stango, Jennifer - Rm: B129	68 [
3(D) 4(A,D) 5(C) 6(B,E)	-	-	-	-															English I Boyer, Kathryn - Rm: B214	54 [

Click an Assignment for more information:

General Science 9 Exp. 1(A-E) 2(B) - Derhak, Adrian

Final Letter Grade¹: 84

Teacher Comments:

Section Description:

Assignment Scores

Due Date	Category	Assignment	Standard	Score	Grd
08/31/2017	Assignments	Summer Reading		10/10	100
09/01/2017	Assignments	Math Practice Work		15/15	100
09/01/2017	Assignments	Math Practice Work_1		15/15	100
09/05/2017	Assignments	Math Practice 4.2		10/10	100
09/05/2017	Assignments	Section Organizer 4.2		100/100	100
09/06/2017	Assignments	Section Organizer 4.2_1		100/100	100
09/07/2017	Assignments	Chapter 4 Study Guide		25/25	100
09/08/2017	Assessments	Chapter 4 Assessment		13/25	52







Understand the PowerSchool Symbols




	Participation Points			1/1	100.00
09/12/2016	Homework	The Real Number System - Classify Numbers		3/3	100.00
09/09/2016	Homework	Math Autobiography		3/3	100.00

Grades last updated on: 9/18/2016

Legend

1 - This final grade may include assignments that are not yet published, or may be the result of special weighting. To view additional information on special weighting.

Icons  - Has Description |  - Has Comment |  - Collected |  - Late |  - Missing |  - Excluded

 - Absent |  - Incomplete |  - Excluded

Who Can I Turn to For Help?

- ▶ Teachers
- ▶ Guidance Counselors
- ▶ Administration

Support Services Available

- ▶ After-school help sessions with teachers
- ▶ Home/School Collaboration

Additional Options...

- ▶ Get weekly emails from PowerSchool with teacher updates.
- ▶ Learn more from the following Youtube video:
<https://www.youtube.com/watch?v=V0I0BS2WW4o>